

Gold Nuggets

VOLUME 1, ISSUE 2



FEBRUARY 2021

UPCOMING EVENTS:

- ALL CHAPTER A INDOOR GATHERINGS ARE SUSPENDED DUE TO COVID
- OFFICIALLY SUSPENDED DUE TO COVID - SAT, SUN, STAT, HOLIDAY RIDES—MEET AT MCDONALDS AT BOUNDARY & LOUGHEED, 8AM TO 9AM.
- OFFICIALLY SUSPENDED DUE TO COVID - TUESDAY EVENING COFFEE & RIDES—MEET AT WENDY'S AT GRANDVIEW & BOUNDARY, 5PM TO 7PM.
- ZOOM GET TOGETHER EVERY WEDNESDAY 7.00PM UNLESS OTHERWISE STATED

INSIDE THIS ISSUE:

Message from Directors	1, 2, 3
Message from The Editor	4
Message from District Director	5, 6, 7
Flag of Canada Day	8
Twisty Seeker Recounts	9, 10, 11
Chapter "A" Team Mechanic	12, 13, 14, 15
Milestones	16
Chapter A Store	17
Friends & Supporters	18

Message from the Chapter A Directors

As I sit here writing this in late January, the sun is shining, it is -4 outside and there is a snowfall warning for the next day or two. It would seem our early season start to the 2021 riding season has come to a screeching halt, for now.

I did manage to get out for a couple of January rides and have completed a few small upgrades to my GL1500. It is ready to go for the riding season when it finally begins in earnest. Let's all hope it starts soon.



Giselle and I have been busy planning vacation time for 2021 based on the current world health conditions. We have cancelled our plans to attend Wing Ding in July and are working with the District on trying to come up with ideas to keep the District Rally in 100 Mile House alive. Stay tuned for more information on that.

On the Chapter level, we will try to get back into our Saturday/Sunday/Tuesday/Holiday rides as soon as the authorities give the go ahead for small gatherings. Hopefully by mid-summer, most of us older folks will have access to the COVID vaccine and things will start to normalize. It would be so nice to be able to have a breakfast or dinner gathering and actually meet again face to face and maybe get a hug from Ian...LOL.


Everybody stay safe and we will see this through and be back riding as soon as the weather warms up.

Dave & Giselle
Chapter Directors
GWRRA BC-A,
Vancouver

Monitoring Radio

CB Ch. 33

Amateur Radio Frequency Simplex 146.490 and
Repeater - Mount Seymour 145.350 (tone 127.3)

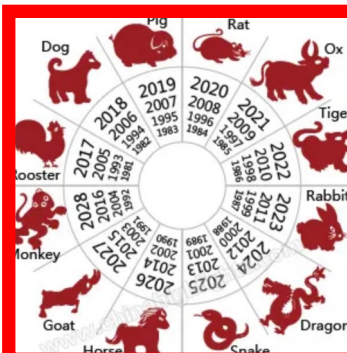


GWRRA Chapter BC-A



Dave Ward - "Lots more history loaded up on the chapter A website! Here is the link to the 1990's...– <https://gwrrabca.org>

If you have copies of old newsletters from back then , please let me know."





First Zoom meeting of 2021, Jan 6. everyone was in a celebratory mood. lively conversations touched on past rides, future rides, and US border crossing concerns going forward. Cathy being a front-line healthcare worker received her first doze of Pfizer covid vaccine, she said it didn't hurt at all. Screen Shot by Giselle, top row left to right - Kenny Locke, Dave Ward & Giselle Collins, Cathy and Doug Wilkins; Mid row left to right - Niels Jensen, Amarjit Dhadwar, Kevin Bramhoff; Bottom row left to right – Patrick Frampton, Clay Schatz and a cameo appearance by Howie Mosher.



Dave Ward will send Reminder & Link





Chapter Directors :
Dave Ward & Giselle Collins
chapterdirector@gmail.com

BC's Chapter A is located in Canada's third largest city, Vancouver British Columbia. Situated in the pristine natural beauty of the Pacific Northwest and nestled between the shores of the Pacific Ocean and the majestic peaks of the Coastal Mountain ranges. Riders and Co-riders are blessed with an abundance of some of the most scenic areas available to motorcycle touring enthusiasts anywhere.

“Friends for Fun, Safety and Knowledge”

Message from the Editor:



Happy Chinese New Year, Happy Valentine's Day, & Happy Family Day! February certainly is a festival month. Interesting enough, it is also the highest enrollment month for GWRRA Chapter BC-A. I would like to draw your attention to the Milestones Page, Mr. Meryl Davis has been a member of the Association for 41 years, and 3 other members are close behind. **Congratulations!!**

In this edition, we feature two long time members opining on their motorcycling philosophies and their machines. Well worth reading.

I noticed from past publications that there was a Cooks Corner. Any one have a good recipe to share for the upcoming St. Patrick's Day?

Please keep those pictures, stories and suggestions coming, just email them to me at : chaptereditor@gmail.com *Kenny Locke*

2021 Chapter BC A Team

Chapter Directors: Dave Ward & Giselle Collins
Treasurer: Niels Jensen
Educator: Kelly Parkes
Webmaster: Keiller Gowans
Ride Coordinator: Chuck Taylor
Games Coordinator: Vacant (Kelly Parkes)
Membership Enhancement Coordinator: Ian McAlpine

Assistant Directors: vacant
Stores: Giselle Collins
Historian: Ivan Armstrong
Newsletter Editor: Kenny Locke

If you are interested in holding a position on the Executive or would like to nominate someone please contact the chapter directors



District Director's Feb. Message

Fellow Wingers:

Looking forward into our new year we are all asking ourselves when we can back to some sense of normalcy being able to "get together" again. We will be reviewing all of the events we have planned this year to see if we can hold them and still comply with BC Government guidelines for the Pandemic.



Our rally is going to look a little different this year from what it was 2 years ago, perhaps a little more informal, and we are working toward putting together a format that allows for riding and socializing in a safe environment.

This Year, we have some new and exciting riding to look forward to. Your district has been in the midst of planning for 2021 and we will be putting these events and rides (District Rally, Rock Hard Buns ride) on using the tools available to us if the Pandemic still exists amongst us.

GWRRA Canada has a new web site. Check it out at: <https://gwrri-canada.ca/> . The website will serve as a portal to the districts and from there to the chapters. It already has links to the major programs within GWRRA. Items of national interest such as rallies and large events, will be listed on the calendar, supported through links on the calendar to the various web pages for those events. It will also serve as the platform for our new national recruitment program...stay tuned for that one as well.

I encourage you all to stay connected and participate wherever, whenever you can. Your organization needs you and your support as much as you need ours. We will communicate details to all of you in a timely fashion so you can move forward to plan your rides for 2021.

Remember fellow wingers, there is light at the end of the tunnel and it is not a train!

Thank you for being members of GWRRA; your membership and participation is what makes GWRRA the finest international riding association in North America.

Until I see you all again, Be safe –
Ride safe.

Respectfully

Kevin Bramhoff
District Director – District N.W.C
"The Great North West Coast"

*Kevin Bramhoff is
the District Director
for the Great North
West Coast District*



GOLD NUGGETS



District NWC-North West Coast District Team

Position	Name	Email Address
District Director	Kevin Bramhoff	director@gwrra-nwc.com
A/District Director & Webmaster	Dave Ward	Webmaster@gwrra-nwc.com
District Ride Coordinator	Keiller Gowans	rides@gwrra-nwc.com
District Treasurer	Irene Hoffler	treasurer@gwrra-nwc.com
District Motorist Awareness Coordinator	Reno Genzale	mac@gwrra-nwc.com
A/Treasurer & District Communicator	Karin Young	
District MEC (<i>Membership Enhancement Coordinator</i>)	Giselle Collins	mec@gwrra-nwc.com
District Educator	Vernon Clark	educator@gwrra-nwc.com
District Ambassadors	Dave & Geri Crosson	ambassador@gwrra-nwc.com
District Newsletter Editor & Media Officer	Tony Brooks	editor@gwrra-nwc.com
District University Coordinator	Ian McAlpine	university@gwrra-nwc.com

On the Web at : www.gwrra-nwc.com



GWRRR North West Coast District

Friends for Fun, Safety and Knowledge

On the web at : www.gwrra-nwc.com

Are you interested in :

- Participating as a district team member?
- Helping out at district events?

Happy Family day

GWRRA North West Coast District Rally

"Wings in the Cariboo 2.1"



New Dates!!!

**July 22nd – 25th
2021**



Rides, Friends, Food, Fun, Safety & Knowledge



100 Mile House, BC

Along the Historic Cariboo Wagon Road

Host Accommodations:

Days Inn, 965 Alder Ave, 100 Mile House, BC.
(778) 482-5255

Additional Sponsored Accommodations:

Super 8, 989 Alder Ave, 100 Mile House, BC.
(250) 999-7637

www.wingsinthecariboo.com





National Flag of Canada Day

The year was 1964 and Canada's centennial was fast approaching. Parliament voted to adopt a new design for the Canadian flag and issued a call for submissions. Almost 4,000 designs were submitted in many different colour combinations and motifs by Canadians from all walks of life, including A.Y. Jackson of the Group of Seven.

Submissions came in all shapes and sizes and on a variety of materials: wrapping paper, tissue paper, wall paper, cardboard, bristol board, mat board, pieces of cloth, etc. Some people used pictures out of magazines, the labels off commercial products, post cards or included petitions in support of their design.



The final design was announced on December 15, 1964 and the official ceremony inaugurating the new Canadian flag was held on February 15, 1965.

Red and white were designated Canada's colours by King George V on November 21, 1921, in the proclamation of the Royal Arms of Canada - Canada's coat of arms.



The maple leaf

as found on the national flag is a traditional emblem of Canada. It was for many years the symbol of the Canadian Armed Forces and was used to identify Canadian contingents in the two world wars.

Did you know...

♣ The flag on Parliament Hill's Peace Tower is 4.6 metres wide by 2.3 metres tall. That's taller than the average Canadian!

♣ A Public Works and Government Services Canada (PWGSC) employee changes the Peace Tower flag every working day, except during unsafe weather conditions.

♣ Flags flown on Parliament Hill will never serve another official purpose, regardless of the time spent on the pole.

♣ PWGSC started a wait list for requesting flags flown on Parliament Hill in the mid-1990's and started changing the Peace Tower flag daily in 1998 to keep up with the demand.

♣ The current wait time for a Peace Tower flag has increased to over 40 years!



Twisty Seeker Recounts His Journey from Goldwing to Harley and back to Goldwing, Reviews His DCT at 50,000km & More



Hi, This is Dan Fortin, the Twisty Seeker, I started riding Honda GoldWing's in 1985 and I've had lots of them since then. I've had 1100s, 1200s, 1500s and three 1800 GoldWing's before this 2018 GoldWing.

I bought my 3rd GL1800 new in 2008. It was a 2007 GoldWing Airbag model and I kept it until 2013. I was wanting a new bike near the end of 2012 but Honda came out with a very similar bike to what I already had and I wanted something different.

A friend of mine was interested in my Corvette Convertible and approximately 3 weeks prior he

bought a 2007 Harley Road Glide. He could not get used to the faring not moving with the handlebars. I suggested a trade with his bike, his 4 x 4 truck and cash for my Corvette.

We struck a deal and I would ride both bikes for the next couple of months.

Soon after the trade, I decided to buy a new Harley Davidson. In November 2012, I ordered a new 2013 Harley Electra Glide Ultra Limited Anniversary Edition. It arrived near the end of January 2013.

During the summer, the dealer was having problems getting the aftermarket Bluetooth and GPS operating properly on this bike. As it turned out, the 2014 Harley Electra Glide Ultra Limited came stock with all those features. So I traded up. I owned that bike for about 2 years and enjoyed it for approximately 64,000 kms.

The 2017 Harley Davidson model was equipped with Harley's new Milwaukee eight engine and suspension upgrades. I was impressed. I decided to go all in and made a deal to trade my 2014 for the beautiful 2017 Harley CVO Ultra Glide Limited that I saw in the showroom at Trev Deeley Harley Davidson. My thinking was that this may be my last bike for quite a while.

Within the first year of ownership, another life curveball. Arthritis in my left thumb. Pulling any clutch lever was getting to painful. I went from about 35,000 kms to roughly 15,000 per year.

In 2018, Honda came out with the DCT (Dual Clutch Transmission) GoldWing, which basically acts like an automatic transmission. In February 2018, Chuck Taylor and I rode our bikes down to Everett Motorsports in Everett, Washington, for the "Grand Reveal and Test Ride" event of the new GoldWing. Chuck had already pre-ordered one and I was still enjoying my CVO. I went for a test ride as well, and was impressed.

GOLD NUGGETS

While there, I had Chuck take a picture of me sitting on one of the Airbag models. The Airbag model for 2018 was only available in the 2 tone red and black. I liked the way it looked and it was similar to the 3 tone red and black colouring of my Harley Davidson CVO.

After riding my Harley for a few more months, it was a hard decision, but I decided to go for the DCT Automatic. Though I loved my Harley, the pain was restricting my riding so much, that I needed to swap. On Saturday, July 26, 2018, our 23rd Wedding Anniversary, I took a big loss on the Harley and traded straight across for my new 2018 Honda GoldWing Tour DCT Airbag. I wanted to ride as much as possible, so this move was necessary. It's been miles of smiles since.



Back to a Goldwing, New
2018 GL1800 Tour DCT Airbag
Red & Black 2 tone

Got a Harley for a few months,
then a new 2013 Harley Electra
Glide Ultra

2013

2008

New 2007 Goldwing
GL1800 and many
many Goldwings be-
fore that.

Traded up to 2014 Harley Electra
Glide Ultra, Then 2017 Harley
CVO Ultra Glide

2014
2017

2018

50,000 KM Nov. 2020



I wanted to do a long-term higher kilometer review. I posted my 50,000 km Review on YouTube, here is the link: <https://youtu.be/tl9LqRzbmLI>

In my Review, I go through a couple of small issues with my bike and also, point out a number of items I have installed.

An issue that only happened once, was having to Initialize the DCT while out riding. While driving on a level curvy road I came to a right hand turn. I started up a small hill and it appeared to be stuck in third gear. I stopped and shut off the bike. When I restarted, it was in neutral and wouldn't go into any gear. After initializing the DCT, it seemed to be fine. Initializing the DCT is a quick computer reset you can do on the side of the road.

GIDDY-UP



Another issue was that 8 valves needed to be shimmed. It was mostly Exhaust Valves. Since a service in March 2020 (37,240 kms), the ticking was becoming more prominent. The next service in July 2020 (44,320 kms), I had the valves shimmed. It is stated in the owners manual to inspect the valve clearances and adjust if necessary at the 38,000 kms service.

Recently, I decided to replace the factory Steering Tie Rod with the Traxxion Dynamics aftermarket one. The original one didn't seem that bad when I tested it, although the Traxxion one does have less freeplay and should be much more durable.

I also do some two up riding with my wife. That first summer, my wife and I left Vancouver, BC, and rode down the Oregon Coast just dipping into California. The picture in this article was taken in California. We then headed inland through California and Oregon to make our way back home.

June 2019, I rode to meet Chuck Taylor in Canmore, Alberta. Together we headed south through The Kananaskis Country, Alberta and Glacier National Park, Montana. From there, onto Idaho, East Oregon and Washington back home to Vancouver. On July 31, 2021, I plan to do a Long Weekend Group Ride through some of the BC and Alberta portions again. It's a fantastic area to ride. We will be home Monday, August 2, 2021. 3 Long riding days. Let me know if interested in coming along.

Another ride in 2019, I rode my bike to Denver, Colorado, to meet up with friends that were picking up rental bikes. We rode a bunch of backroads and then up Pikes Peak, Colorado. We had a great day of riding and after supper we split off. I went east and they went west. I headed towards Nashville, Tennessee, where I was meeting my wife. I spent a day at The Vendor Show during Wing Ding 41 August 2019. The day after, I met up with my wife and we started our ride, to make our way back home.

My wife said compared to the older GoldWing's, she always felt more at one with the bike on the Harleys. On this bike, she said she feels the same oneness as she did on the Harleys. Secure seating, comfortable and relaxed, even with "Sport Mode" in the twisties!

For me, I found that I had slowed down my speed a bit on the Harleys compared to what I did on the older 1800 GoldWing. I still scraped in the corners on the Harleys, I just wasn't Mr. Speed Rider. Now with this "Sport Touring" GoldWing, I have picked up some speed again. I still have my limitations, as I do drive for a living and want to keep my license.

For the type of riding that I do this bike suits me. I ride a lot by myself and I don't mind scraping in the corners. It was the right decision for me to trade The CVO for this bike. Sometimes I still miss my CVO as these 2 bikes are great bikes for different reasons.

Your Riding Buddy

Twisty Seeker

Dan The Wingman

GWRRA BC-A #173223

email: twistyseeker@hotmail.com

SHINY UP, RUBBER DOWN AND SMILE

Dan Fortin — "On July 31, 2021, I plan to do a Long Weekend Group Ride through some of the BC and Alberta portions again. It's a fantastic area to ride. We will be home Monday, August 2, 2021. 3 Long riding days. Let me know if interested




GOLD NUGGETS

Visit our Website at www.gwrrabca.org Visit our Facebook Page at www.facebook.com/GWRRA-BC-A-Vancouver Page 11

An Interview with “Chapter A” Team Mechanic

Submitted By Kenny Locke, Editor



Rob Gosselin at his home workshop

Rob Gosselin has been maintaining motorcycles for many Chapter A members at a nominal fee for a few years now. He installed a new set of rear brake pads on my Wing a while back. I was impressed with his efficiency and how well equipped his setup was. I wanted to learn more his maintenance philosophy and opinions, so I caught up to him one Saturday morning at his home workshop in the Killarney neighborhood of East Vancouver to conduct an interview. Here is how it went:

Kenny – Good morning Rob, you have a motorcycle workshop in your home garage that any rider would envy. I see you have lots of hand tools, clamps, and

other good stuff. Can you tell me a bit about the equipment you have here, and what their costs were?

Rob - Well, the equipment itself it just makes my life a little bit easier. Like the bike lift, instead of crawling on the ground, I'm actually standing up. I think I paid about 2 grand. For anybody who does any type of maintenance on a bike, it's a no brainer. This one is set up for the air compressor. I've had it for five years now and it's working great.

Kenny- Speaking of air compressors, do you use many air tools?

GOLD NUGGETS

Visit our Website at www.gwrrabca.org Visit our Facebook Page at [www.facebook.com/GWRRRA BC-A Vancouver](https://www.facebook.com/GWRRRA-BC-A-Vancouver) Page 12

Rob- I don't really use it for air tools. And the reason being is that I like hand tightening things because this way you don't over torque it.

Kenny- So, you torque everything to spec all the time?

Rob- Yeah, I torque everything. I have three torque wrenches. Well, may be, mostly everything. There are certain things like the oil filter. I hand tighten it and then quarter turn even though there's actually a torque spec for it. You know, the standard stuff you pick up when you're a kid.



Bike Lift

Kenny- I notice you have a tire changer here. This looks even better than some of the motorcycle shops. What did that set you back?

Rob- Well, one day I took my spare tires to a garage. They wanted \$75 a tire to change it, because I didn't buy the tire from there. Well, guess what? Being stubborn, I said thanks but no thanks. That afternoon I bought this tire changer. That was about \$2800, I don't recall exactly. I don't look at prices, I ask myself do I need it? If yes, I buy it. This one is just a standard car tire machine with clamps on it. These clamps are specifically for motorcycles, so you have clearance for your rotor and everything. It works well. I've

had it for three years now and it is a time saver for me.

Kenny- How did you pick up the skill and the know-how for motorcycle repair?

Rob- Let's say I had a mentor. He gave me the inspiration. He also gave me a whole whack of manuals for different types of bikes, from 1100 to 1200 and the 1500s and more. To me doing bike maintenance, is part of motorcycling. It's something I enjoy doing. I'm more of a hands-on kind of guy. I don't like taking my bike to someone else just like I don't like having other people build stuff that I know I can do myself. To me it's simple, just trial and error, reading the books, it's not complicated.



Air Compressor

Kenny- I see you got your Goldwing 1800 Service Manual right here, handy. How important is to follow the maintenance schedule in the service manual?

Rob- Well, peace of mind. It's like if you don't see your doctor once a year to do a physical, you don't know if you're OK. I do the same thing with my motorcycle once a year, I check everything. Every two years, I change everything, like fluids. I think the manual says something like 11,000 kilometers between oil changes. I do mine at 8000km. I feel more

comfortable with it, so I don't go over. If I'm on a trip and I go a little bit over, it doesn't really matter, but I try to keep it at 8000Km. Like at the end of the year, I put my bike on the lift for two days, did a complete service on it, everything changed, everything tight. I know when springtime comes, all I have to do is turn the key and drive off.



Tire Changer

Kenny- So you go above and beyond. Your place looks very neat. What do you do with all the leftover fluids and oil?

Rob- I try to recycle everything. I always try to carry spares like, I've got three jugs of oil there and some coolant, all brand new. If somebody shows up here and needs an oil change, but he doesn't have anything with him, I have stock. The way I see it is he can replace it or pay me for it, whatever.

Kenny- I see. You know, oil is a very slippery subject because people have their own preference.

Rob- I don't argue, it's whatever they want for their bike. There are some guys use 10W30 oil, some guys use 10W40. The manual says it's either 10W30 or 10W40. Because of where we are, we don't get as much the cold weather as the rest of Canada. I use 10W40.

Kenny- What about Synthetic, Semi Synthetic, and just Dinosaur oil?

Rob- Synthetic oil, not a lot of people use it. Yeah, I'm not a believer in it. The way I look at it is what the manual says. Regular oil is what they recommend. So that's what I use. I'm an OEM guy. Always have been always will be. I'm not one for aftermarket, unless I absolutely have to.

Kenny- That's a good philosophy.



Hand Tools

Rob- One thing I won't talk about are tires.

Kenny- Oh?

Rob- I've noticed is that a lot of people put beads in their tires for balancing, I have Centramatic Wheel Balancer. To be using beads or using Centramatic is a no brainer. With Centramatic it's a onetime buy. It's not cheap, but you put it on, you never have to worry about it ever again. When you do a tire change, you don't have to worry about dropping beads or the right amount. I do have weights and a static balancer, but it's like anything else I'm not perfect. Centramatic is self-balancing as your tire wears down.

Kenny- I have Centramatic on my Wing too, and I agree, it's a no brainer. Speaking of tires, what is your tire preference?

Rob- I'm a Bridgestone guy. I've tried Dunlop but I find that they don't grip as much. Being an aggressive driver that I am, I'd rather have stickiness. Now, they don't last as long as Dunlop. Dunlop has a longer life, but I don't care about tire life. I care about traction and great care about my life.

Kenny- So how many kilometers do you get out of a set of tires? just approximate.

Rob- I can tell you exactly. I have it recorded, the last front tire is 15,015km, around 16,000km for my rear. If I have to ask- Do I need a tire? I'll just change it. Yeah, to me it's a life against cost. I'm worth more than \$200.

Kenny- Well, you know, we really appreciate you helping everybody for such a low fee. Its members helping members. How often are you available and what type of work you do usually do for the others?

Rob- I'm just a maintenance kind of guy, just standard maintenance, nothing more. Tire changes and stuff like that. Some electrical work if it doesn't get too complicated. Also, if people want to come here and help or even do the work themselves, it is OK with me, as long as I'm here.


Kenny- That's OK with you, yeah?

Rob- Yeah, there is a small cost I charge, like anything else, I have to offset my time because I have to be here. Comes springtime I'm available Fridays. And on Saturdays and Sunday if it's sunny, I'm not here, I'll be out riding. Unless it's an emergency then it's not an issue. Just tell me and I'll get her done.

Kenny- Basically, you do things like tire changes, oil changes, fluid changes. What about the air filter and removing the plastic? And changing bulbs to LED?

Rob- All fluid change, brake pad and rotors are not

an issue. The air filter is easy. It takes, you know, an hour and a half to get to it. Plastic panels, you take them off and on, that's nothing. I work on them by hand, so this way I don't overtighten stuff. if I do break something, I always tell the bike owner. This way they are aware. You know it's plastic, it breaks. Nothing last forever. LED Light bulbs are easy. I put them in my Wing. High beams are hard to get in, but it's doable.



Kenny- Do you get involved in like fuel injections, valves, and spark plugs?

Rob- Not fuel injection, valves not so much, but yes spark plugs. To change a set, it takes about 1/2 hour, maybe an hour at the most depending on the accessories that you have on the bike. It's easy. There are certain things I don't mind going OEM and then there are certain things that are better than OEM. When it comes to spark plugs, Iridium is better than the OEM. Iridium plugs are what I put in my bikes, 60 bucks and last 100,000 kilometers.

Kenny- Well, you certainly have a wonderful setup here. I appreciate your time today and thank you for working on the members bikes.

Rob Gosselin—Member of GWRRA BCA

GOLD NUGGETS



February GWRRA Anniversaries

Feb-1-1980 MERYL DAVIES	Feb-9-2019 EVAN & GEORGIA BARBERIS
Feb-1-1982 KERRY T HILL	Feb-9-2019 MATT STAMATIOS BARBERIS
Feb-1-1985 BOB & HANNE HOOGSTINS	Feb-20-2020 TOM S L LEUNG
Feb-1-1992 KRISTIN MAKI	Feb-20-2020 JOEL BAUMAN
Feb-1-1994 PETER A. MACGREGOR	Feb-20-2020 LOUIE BLECICH
Feb-27-2003 DAN & VALERIE FORTIN	Feb-20-2020 LARRY & JAMIE CHASE
Feb-11-2005 JOHN C E WAIT	Feb-20-2020 BRIAN GABRIEL
Feb-13-2012 CATHERINE & NATHAN & LINDSAY WILKINS	Feb-20-2020 MICHAEL & DEBBIE HAYLER
Feb-26-2015 GISELLE COLLINS	Feb-20-2020 JOHANNES KINDERDYK
Feb-18-2016 RONALD G WATERHOUSE	Feb-20-2020 CELINA LI
Feb-3-2018 MAT HERRMANN	Feb-20-2020 KAREN & DARYL THOMAS
Feb-21-2018 BRIAN HANSON	Feb-20-2020 KENNY LOCKE & JANICE BAIN
	Feb-24-2020 RON & ELIZABETH WORDEN

February Birthdays

LORRAINE FRAMPTON Jan-21(Belated)

CELINA LI Feb-14

IVAN A ARMSTRONG Feb-15

BRIAN GABRIEL Feb-26

Please help us keep our database current.

If you know of a member's birthday/wedding anniversary and we do not have them on this list please send us an email with the month and day of the special dates so they (or you) don't get missed!

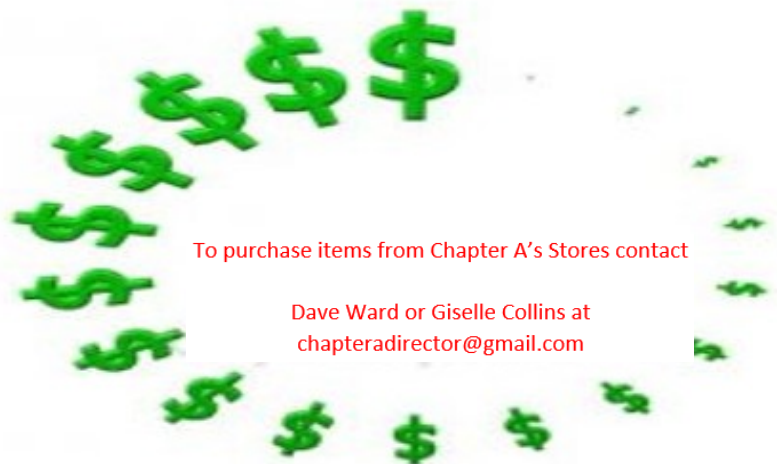
To: chaptereditor@gmail.com Subject: Birthday and Anniversary update

Chapter A Stores

	Description	Quantity on hand 2020-October-29	Cost
Rocker	BC-A Vancouver chapter (black and gold with flags)	5	\$22.00
Rocker	BC-A Vancouver chapter (white, 2 Canada flags)	1	\$22.00
Round	10" GWRRA (multi-colour with griffin)	3	\$17.00
Round	10" GWRRA (black and gold with griffin)	3	\$17.00
Round	10" Vintage GWRRA patch (gold outlined)	1	\$22.00
Round	10" Vintage GWRRA patch (red outlined)	1	\$22.00
Round	4" GWRRA (multi-colour with griffin)	7	\$7.00
Round	4" GWRRA (black and gold with griffin)	6	\$7.00
Round	4" GWRRA (black, blue and gold with griffin)	15	\$7.00
Round	4" GWRRA BC-A (blue with Canada goose)	3	\$7.00
Round	4" Vintage GWRRA patch (gold outlined)	2	\$10.00
Round	4" Vintage GWRRA patch (black with gold graphic)	1	\$10.00

GWRRA BC district – large	2	\$5.00
GWRRA BC district – small	4	\$3.00
BC-A hanger bars	80	\$3.00
PinSaver (10 pack)	4	\$7.00

Hat : ball	One Size	2	\$10.00
Shirt : Long Sleeve	XL-Men	1	\$35.00
Shirt : Long Sleeve	2xl-Men	1	\$35.00
Shirt : Short sleeve sport	L-Men	2	\$35.00
Shirt : Short sleeve sport	2xl-Men	2	\$35.00



To purchase items from Chapter A's Stores contact

Dave Ward or Giselle Collins at
chapteradirector@gmail.com



COLLISION REPAIR & AUTO SERVICE CENTRE

Over 60 Years of Award Winning
Customer Satisfaction

www.taylormotive.com | service@taylormotive.com

174 & 176 Pemberton Ave. North Vancouver V7P 2R5

Trustworthy Service

604.985.7455

CARTER
Motorsports

CONTACT

1502 West 3rd. Ave., Vancouver, BC V6J 1J7

Toll-Free: (877) 976-5635

Phone: (604) 330-5248



Contact Us

phone: +1 (604) 293-1022

Toll free: +1 (866) 299-1022

Fax: +1 (604) 293-1060

email: contact@hondacentre.com

3766 East 1st Avenue

Burnaby, BC, V5C 3V9



8867 201 Street Langley, BC

604.882.3800

